

Signify Classified - Internal
Cooper Lighting Solutions Photometric Lab
1121 Highway 74 South
Peachtree City, GA 30269



Scaled data based on original data using
LM-79-08 Approved Method: Electrical and Photometric Measurements of Solid-
State Lighting Products

Test Report Prepared for
Cooper Lighting Solutions
(formerly Eaton)

Brand: STREETWORKS

Report Number: P870055

Luminaire Tested: **MEM2-HTN-SA-40-840-U-T4W**

Issue Date: 08/21/2024



Test Information

Test Method: LM-79-08
Report Number: P870055
Test Lab: INNOVATION CENTER(G3)
Issue Date: 08/21/2024
Manufacturer: COOPER LIGHTING SOLUTIONS (FORMERLY EATON)
Product Line: STREETWORKS
Catalog Number: MEM2-HTN-SA-40-840-U-T4W
Description: EPIC MODERN TALL HOUSING DISCRETE LED ARRAYS 40W 80CRI 4000K
FIXTURE w/ TYPE IV WIDE DISTRIBUTION OPTIC
Light Source: (10) 4000K CCT, 80 CRI LEDS
Ballast/Driver: ELECTRONIC DRIVER

Summary

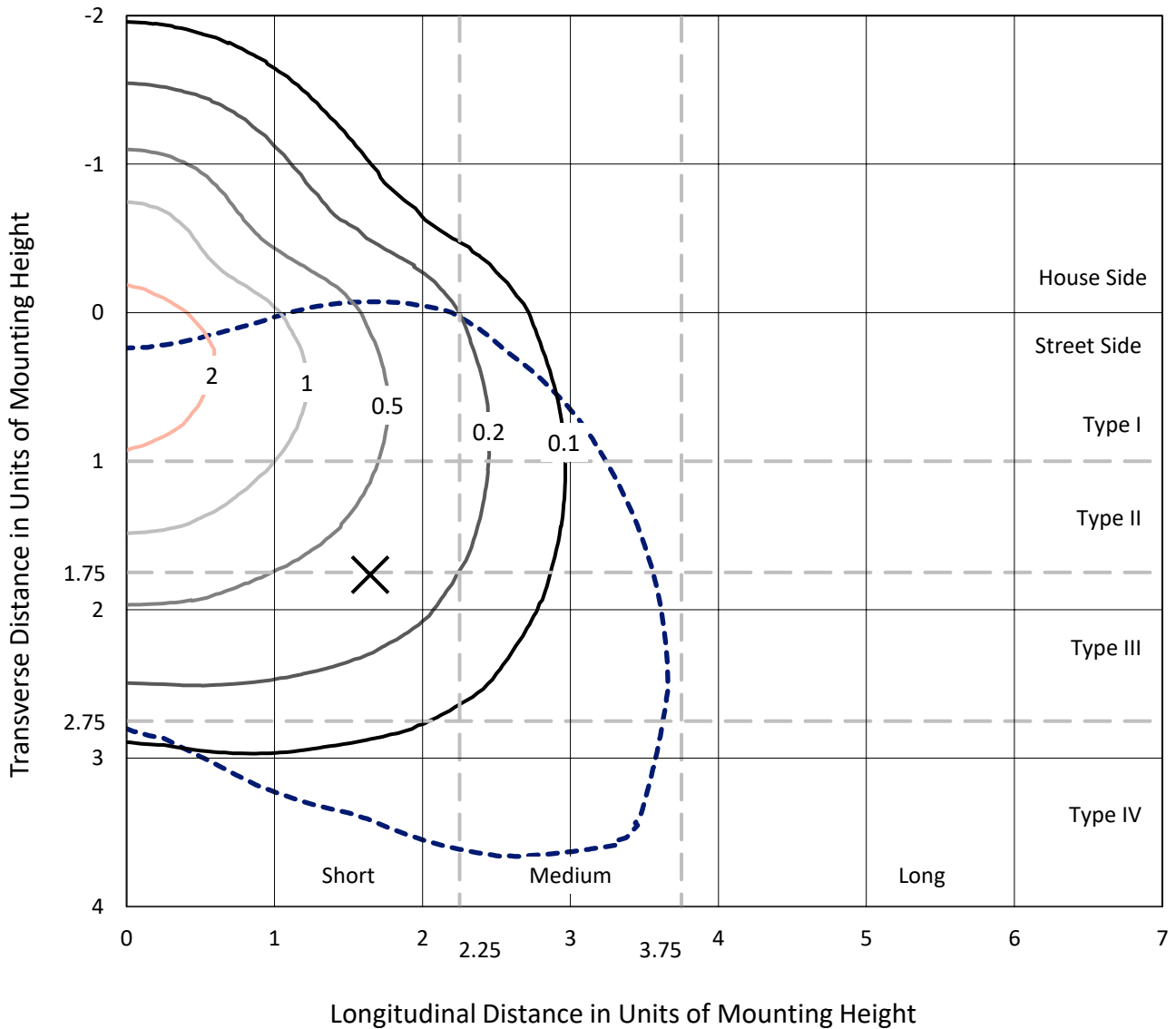
Lumens per Lamp: N/A
Luminaire Lumens: 5851.5 lumens
Efficiency: N/A
Efficacy: 133.0 lumens/watt
Luminous Opening: Rectangular (W 0.33' x L: 0.33' x H: 0')
IES Classification: Type IV - Short
BUG Rating: B1 - U0 - G1

Input Watts (W): 44
Input Voltage (V): 120
Input Current (A_{in}): NR
Voltage Rise (V): NR
Power Factor: 0.99
Total Harmonic Distortion (THDi): 6.91%
Frequency (hertz): 60
Stabilization Time: NR
Operation Time: NR
Ambient Temperature (°C): NR
Test Distance: 24 FT

REPORT NUMBER: P870055
 CATALOG NUMBER: MEM2-HTN-SA-40-840-U-T4W

Iso-Footcandle Lines of Horizontal Illumination

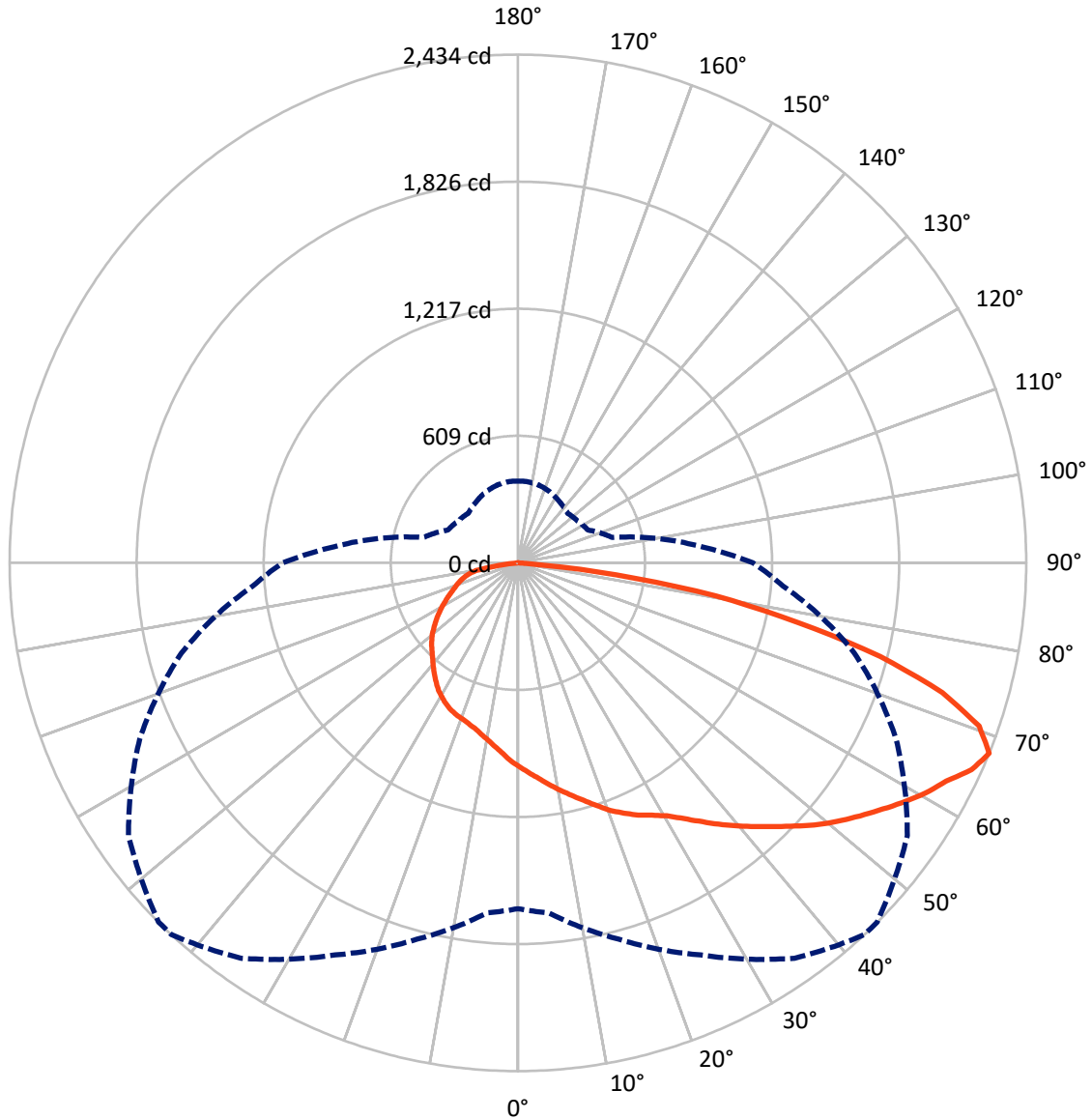
✕ Max cd
 - - - 1/2 Max cd



Based on 20 foot mounting height. Maximum calculated value = 2.8 fc
 Type IV - Short - N/A

REPORT NUMBER: P870055
CATALOG NUMBER: MEM2-HTN-SA-40-840-U-T4W

Luminous Intensity Polar Plot



— Vertical Plane Through 43-Deg Lateral - - - Horizontal Cone Through 67.5-Deg Vertical

REPORT NUMBER: P870055

CATALOG NUMBER: MEM2-HTN-SA-40-840-U-T4W

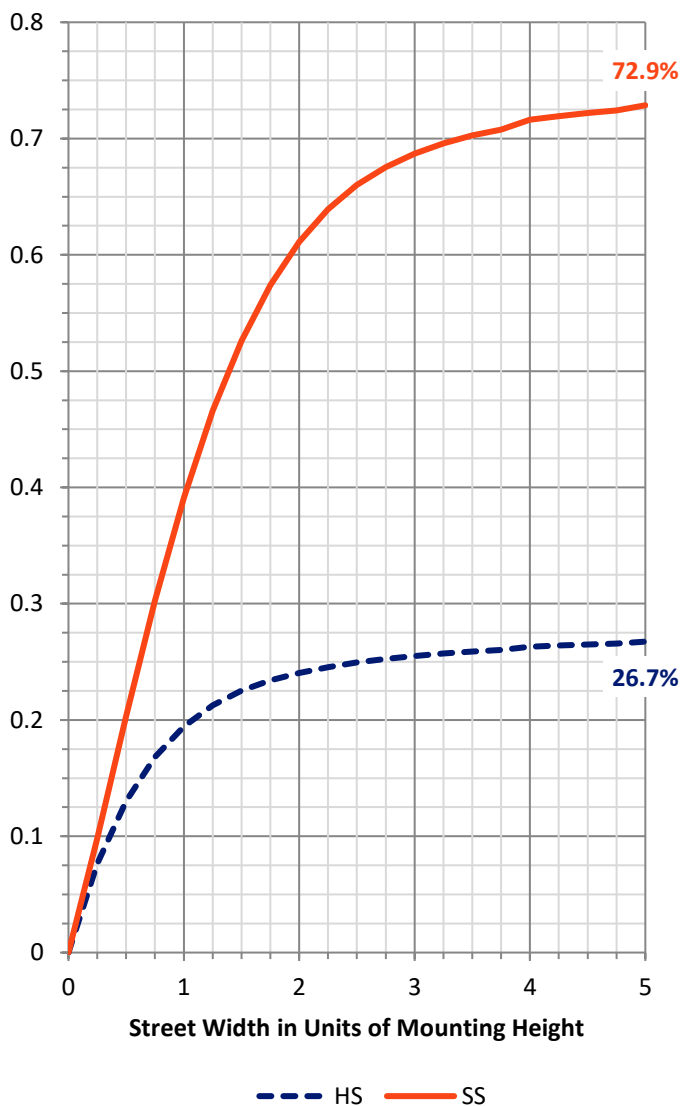
FLUX DISTRIBUTION:

		Downward	Upward	Total
House Side	Lumens	1574.1	0.0	1574.1
	% Fixture	26.9	0.0	26.9
Street Side	Lumens	4277.4	0.0	4277.4
	% Fixture	73.1	0.0	73.1
Total	Lumens	5851.5	0.0	5851.5
	% Fixture	100.0	0.0	100.0

ZONAL LUMENS:

Zone	Lumens	% Fixture
0°-10°	93.5	1.6
10°-20°	285.5	4.9
20°-30°	487.1	8.3
30°-40°	710.4	12.1
40°-50°	954.3	16.3
50°-60°	1168.2	20.0
60°-70°	1229.5	21.0
70°-80°	802.7	13.7
80°-90°	120.4	2.1
90°-100°	0.0	0.0
100°-110°	0.0	0.0
110°-120°	0.0	0.0
120°-130°	0.0	0.0
130°-140°	0.0	0.0
140°-150°	0.0	0.0
150°-160°	0.0	0.0
160°-170°	0.0	0.0
170°-180°	0.0	0.0
0°-90°	5851.5	100.0
0°-180°	5851.5	100.0

Coefficient of Utilization



REPORT NUMBER: P870055

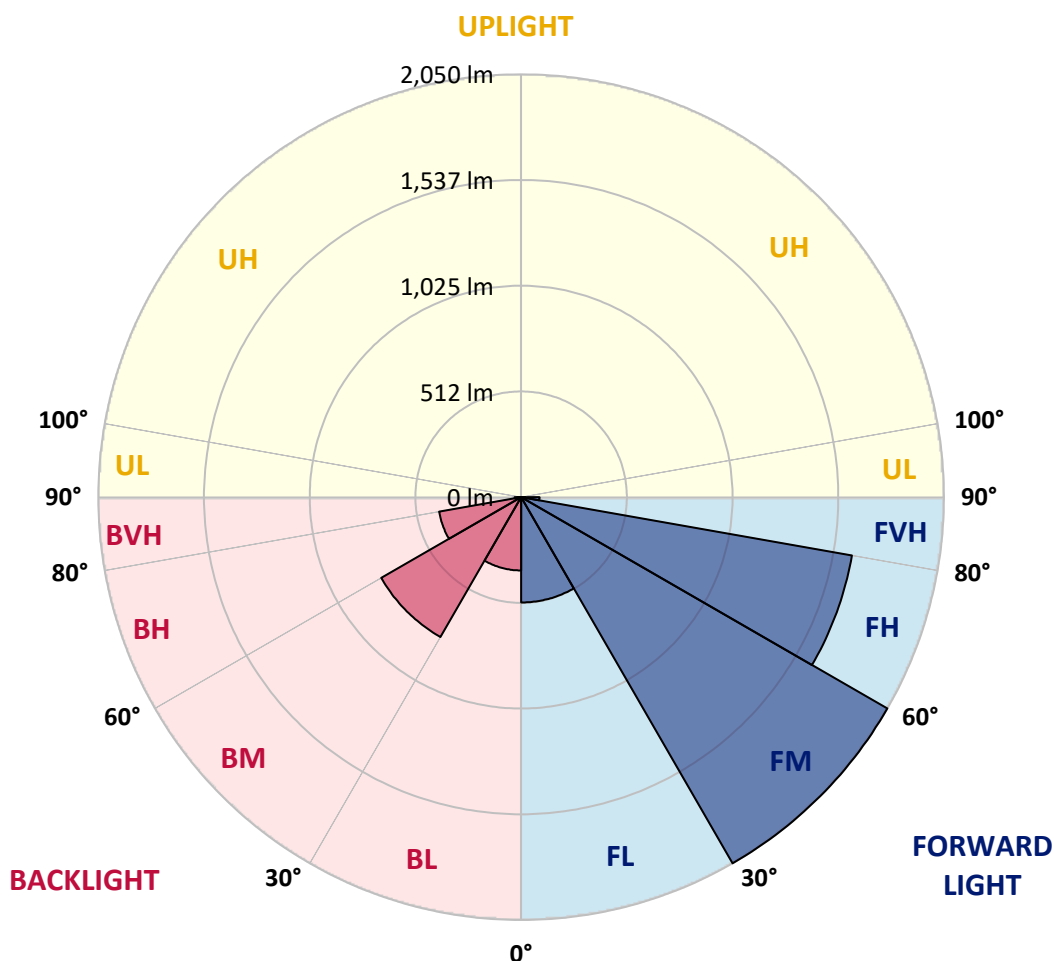
CATALOG NUMBER: MEM2-HTN-SA-40-840-U-T4W

LUMINAIRE CLASSIFICATION SYSTEM LUMEN TABLE AND BUG RATING:

Zone		Lumens	% Fixture	Zone Rating/Lumen Limit		
				B	U	G
FL	(0°-30°)	510.7	8.7			
FM	(30°-60°)	2049.7	35.0			
FH	(60°-80°)	1628.2	27.8			G1/1800
FVH	(80°-90°)	88.8	1.5			G1/100
BL	(0°-30°)	355.4	6.1	B1/500		
BM	(30°-60°)	783.2	13.4	B1/1000		
BH	(60°-80°)	404.0	6.9	B1/500		G1/500
BVH	(80°-90°)	31.6	0.5			G1/100
UL	(90°-100°)	0.0	0.0		U0/0	
UH	(100°-180°)	0.0	0.0		U0/0	

BUG Rating: B1-U0-G1

Type IV Short





REPORT NUMBER: P870055

CATALOG NUMBER: MEM2-HTN-SA-40-840-U-T4W

CANDELA DISTRIBUTION (FULL):

	0°	5°	15°	25°	35°	43°	45°	55°	65°	75°	85°
0°	976.8	976.8	976.8	976.8	976.8	976.8	976.8	976.8	976.8	976.8	976.8
2.5°	1021.8	1020.6	1017.0	1014.7	1007.6	1006.4	1006.4	999.3	991.0	986.3	981.5
5°	1068.0	1062.0	1059.7	1054.9	1043.1	1036.0	1038.4	1025.3	1008.8	996.9	983.9
7.5°	1109.4	1107.0	1098.7	1092.8	1078.6	1071.5	1069.1	1049.0	1027.7	1009.9	988.6
10°	1159.1	1153.2	1148.5	1136.6	1117.7	1107.0	1103.5	1077.4	1050.2	1026.5	998.1
12.5°	1204.1	1197.0	1191.1	1179.3	1160.3	1142.6	1137.8	1108.2	1073.9	1041.9	1006.4
15°	1238.5	1239.6	1233.7	1223.1	1201.8	1180.4	1176.9	1137.8	1096.4	1057.3	1014.7
17.5°	1270.4	1275.2	1271.6	1264.5	1243.2	1221.9	1218.3	1174.5	1124.8	1075.1	1024.2
20°	1301.2	1301.2	1300.0	1295.3	1279.9	1265.7	1258.6	1214.8	1152.0	1094.0	1037.2
22.5°	1319.0	1323.7	1323.7	1323.7	1314.2	1302.4	1300.0	1257.4	1188.7	1117.7	1049.0
25°	1346.2	1352.1	1352.1	1349.8	1341.5	1337.9	1334.4	1294.1	1224.2	1144.9	1062.0
27.5°	1404.2	1403.0	1393.6	1381.7	1369.9	1368.7	1364.0	1335.5	1265.7	1174.5	1079.8
30°	1484.7	1487.1	1475.3	1438.6	1411.3	1405.4	1406.6	1381.7	1314.2	1208.9	1099.9
32.5°	1607.9	1607.9	1561.7	1514.3	1475.3	1459.9	1456.3	1435.0	1364.0	1246.7	1122.4
35°	1700.2	1696.7	1670.6	1615.0	1566.4	1522.6	1516.7	1488.3	1419.6	1289.4	1147.3
37.5°	1770.1	1777.2	1757.0	1714.4	1667.1	1591.3	1579.4	1539.2	1470.5	1330.8	1172.2
40°	1905.0	1887.3	1838.7	1799.7	1742.8	1658.8	1648.1	1598.4	1522.6	1377.0	1202.9
42.5°	2003.3	1978.5	1922.8	1870.7	1799.7	1726.3	1716.8	1662.3	1583.0	1429.1	1234.9
45°	2144.2	2088.6	2011.6	1965.4	1864.8	1799.7	1787.8	1728.6	1645.8	1484.7	1275.2
47.5°	2280.4	2183.3	2101.6	2080.3	1935.8	1879.0	1869.5	1800.9	1713.2	1545.1	1314.2
50°	2262.6	2198.7	2171.4	2151.3	1997.4	1953.6	1944.1	1874.3	1781.9	1609.0	1353.3
52.5°	2217.6	2223.5	2224.7	2176.2	2055.4	2023.4	2014.0	1953.6	1852.9	1664.7	1391.2
55°	2265.0	2272.1	2270.9	2197.5	2122.9	2093.3	2087.4	2034.1	1921.6	1716.8	1418.4
57.5°	2337.2	2313.5	2310.0	2250.8	2195.1	2167.9	2160.8	2114.6	1979.6	1754.7	1439.7
60°	2350.2	2302.9	2318.3	2262.6	2249.6	2241.3	2238.9	2184.5	2034.1	1785.5	1448.0
62.5°	2204.6	2196.3	2256.7	2234.2	2278.0	2301.7	2302.9	2234.2	2063.7	1797.3	1439.7
65°	1956.0	1989.1	2119.3	2184.5	2320.6	2388.1	2385.7	2263.8	2060.1	1763.0	1388.8
67.5°	1656.4	1682.5	1866.0	2072.0	2311.2	2434.3	2433.1	2276.8	1998.6	1668.2	1274.0
70°	1256.2	1337.9	1598.4	1869.5	2183.3	2343.1	2363.2	2203.4	1857.7	1495.4	1099.9
72.5°	955.5	968.5	1283.4	1567.6	1954.8	2126.5	2122.9	1969.0	1622.1	1259.8	916.4
75°	678.4	706.8	966.1	1214.8	1601.9	1792.6	1784.3	1615.0	1294.1	980.3	700.9
77.5°	505.6	516.2	706.8	901.0	1198.2	1369.9	1366.3	1193.5	951.9	719.9	522.1
80°	369.4	387.2	509.1	628.7	812.2	960.2	955.5	792.1	610.9	503.2	381.2
82.5°	207.2	220.2	296.0	380.1	428.6	474.8	454.7	380.1	278.2	216.7	187.1
85°	5.9	7.1	10.7	13.0	22.5	37.9	41.4	36.7	43.8	27.2	29.6
87.5°	2.4	2.4	2.4	2.4	2.4	3.6	3.6	3.6	3.6	3.6	3.6
90°	0.0	0.0	0.0	0.0	0.0	0.0	0.0	0.0	0.0	0.0	0.0



REPORT NUMBER: P870055

CATALOG NUMBER: MEM2-HTN-SA-40-840-U-T4W

CANDELA DISTRIBUTION (continued):

	90°	95°	105°	115°	125°	135°	145°	155°	165°	175°	180°
0°	976.8	976.8	976.8	976.8	976.8	976.8	976.8	976.8	976.8	976.8	976.8
2.5°	979.2	974.4	965.0	959.0	955.5	950.7	943.6	938.9	935.4	940.1	938.9
5°	978.0	968.5	951.9	940.1	928.3	918.8	908.1	899.8	895.1	897.5	896.3
7.5°	978.0	966.1	940.1	921.1	903.4	889.2	877.3	866.7	861.9	863.1	861.9
10°	982.7	966.1	931.8	904.6	880.9	864.3	851.3	841.8	838.3	841.8	843.0
12.5°	987.5	966.1	924.7	890.4	859.6	841.8	830.0	824.1	826.4	827.6	828.8
15°	989.8	965.0	917.6	873.8	839.5	820.5	813.4	812.2	818.1	824.1	825.2
17.5°	995.7	963.8	906.9	857.2	821.7	806.3	802.7	807.5	819.3	827.6	830.0
20°	1002.8	966.1	895.1	837.1	803.9	792.1	798.0	808.7	822.9	834.7	837.1
22.5°	1009.9	967.3	884.4	819.3	785.0	782.6	795.6	811.0	827.6	839.5	841.8
25°	1018.2	967.3	870.2	796.8	766.0	769.6	789.7	809.9	825.2	840.6	843.0
27.5°	1026.5	969.7	854.8	772.0	742.4	753.0	777.9	802.7	819.3	834.7	838.3
30°	1040.7	974.4	841.8	750.7	718.7	732.9	762.5	790.9	808.7	825.2	828.8
32.5°	1054.9	981.5	831.2	728.2	695.0	711.6	744.7	776.7	795.6	811.0	813.4
35°	1073.9	991.0	822.9	705.7	671.3	684.3	719.9	755.4	776.7	788.5	794.5
37.5°	1094.0	1004.0	815.8	685.5	645.3	657.1	695.0	732.9	755.4	767.2	769.6
40°	1118.9	1021.8	811.0	666.6	620.4	629.9	667.8	709.2	730.5	738.8	743.5
42.5°	1146.1	1040.7	807.5	647.6	593.2	602.7	642.9	683.2	704.5	711.6	715.1
45°	1180.4	1065.6	805.1	627.5	570.7	579.0	619.2	659.5	677.2	686.7	690.3
47.5°	1212.4	1090.5	798.0	603.8	545.8	557.7	594.4	629.9	650.0	655.9	659.5
50°	1244.4	1111.8	783.8	577.8	523.3	534.0	567.1	593.2	608.6	615.7	618.0
52.5°	1275.2	1127.2	761.3	550.6	499.6	506.7	534.0	558.8	569.5	571.9	579.0
55°	1295.3	1135.4	729.3	518.6	476.0	478.3	498.5	521.0	526.9	528.1	528.1
57.5°	1309.5	1130.7	691.5	486.6	452.3	452.3	464.1	481.9	484.3	485.4	487.8
60°	1311.9	1114.1	642.9	457.0	426.2	422.7	434.5	445.2	446.4	448.7	451.1
62.5°	1294.1	1077.4	590.8	428.6	401.4	393.1	403.7	414.4	420.3	423.9	426.2
65°	1239.6	1002.8	531.6	400.2	377.7	363.5	376.5	394.3	406.1	407.3	407.3
67.5°	1126.0	882.1	468.9	370.6	349.3	336.3	352.8	371.8	386.0	391.9	390.7
70°	954.3	748.3	410.8	339.8	320.9	312.6	330.3	351.6	363.5	368.2	370.6
72.5°	768.4	599.1	359.9	309.0	296.0	291.3	309.0	330.3	346.9	354.0	355.2
75°	597.9	471.2	317.3	277.1	266.4	267.6	286.5	307.8	325.6	329.2	318.5
77.5°	464.1	375.3	277.1	239.2	233.2	241.5	260.5	283.0	293.6	297.2	290.1
80°	335.1	287.7	223.8	188.3	188.3	201.3	217.9	243.9	247.5	242.7	245.1
82.5°	158.7	139.7	110.1	91.2	85.2	94.7	100.6	108.9	118.4	120.8	114.8
85°	21.3	14.2	10.7	11.8	10.7	7.1	4.7	4.7	4.7	3.6	3.6
87.5°	3.6	3.6	2.4	2.4	2.4	2.4	2.4	2.4	1.2	1.2	1.2
90°	0.0	0.0	0.0	0.0	0.0	0.0	0.0	0.0	0.0	0.0	0.0

Cooper Lighting Solutions Photometric Lab
1121 Highway 74 South
Peachtree City, GA 30269



LM-79-2019: Approved Method: Electrical and Photometric Measurements of Solid-State Lighting Products

Report Prepared for

Cooper Lighting Solutions

Streetworks

Report Number: SP1-2407-157-8

Test Date: 09/05/2024

Luminaire Tested: MEM2-HTN-SA-30-840-U-5WQ

Data in this report applies to families of products including MEM2-HTN-SA-30-840-U-5WQ

Test Information

Test Method: LM-79-2019
 Report Number: SP1-2407-157-8
 Test Lab: COOPER LIGHTING SOLUTIONS
 Photometer: SP1 - 76IN SPHERE
 Measurement Geometry: 4π
 Issue Date: 09/05/2024
 Manufacturer: COOPER LIGHTING SOLUTIONS
 Product Line: Streetworks
 Catalog Number: **MEM2-HTN-SA-30-840-U-5WQ**
 Description: Epic Modern Light Square 30W 5WQ Optic

Spectral Parameters

CCT (K): 3996
 CIE u': 0.2245
 CIE v': 0.5031
 Duv: 0.0012
 CIE x: 0.3815
 CIE y: 0.3799
 CIE z: 0.2386
 Peak Wavelength (nm): 449
 Dominant Wavelength (nm): 578
 Purity: 28.49233
 Rf: 82.6
 Rg: 95.1

CRI (Ra):	80.6		
R1:	78.1	R9:	-5.8
R2:	87.1	R10:	70.3
R3:	94.5	R11:	78.7
R4:	79.7	R12:	60.5
R5:	78.7	R13:	80.2
R6:	82.7	R14:	97.2
R7:	84.3	R15:	70.6
R8:	59.5		



Test Conditions

Stabilization Time: 29M
 Operation Time: 1H 29M
 Sphere Temperature (°C): 24.3

REPORT NUMBER: SP1-2407-157-8

Measurement and Test Equipment			
Instrument	Identification Number	Calibration Date	Calibration Due Date
Photometer	IN0058	6/18/2024	12/18/2024
Power Meter	INXT2011004	2/8/2024	2/8/2025
AC Power Source	IN0063	10/24/2023	10/24/2024
DC Power Source	IN0208	10/24/2023	10/24/2024
Sphere Thermometer	IN0085	10/24/2023	10/24/2024
Room Thermometer	IN0046	10/24/2023	10/24/2024

REPORT NUMBER: SP1-2407-157-8

CIE 1931 Chromaticity Diagram



CIE 1931 Chromaticity Diagram with 2017 ANSI 7-Step and 4-Step Quadrangles



Point lies inside the ANSI 4000K 4-step quadrangle

REPORT NUMBER: SP1-2407-157-8

Photopic Flux vs. Wavelength



Photopic Lumens: NR

λ (nm)	Power W [^] /nm	Lumens (ϕ /nm)	λ (nm)	Power W [^] /nm	Lumens (ϕ /nm)	λ (nm)	Power W [^] /nm	Lumens (ϕ /nm)	λ (nm)	Power W [^] /nm	Lumens (ϕ /nm)	λ (nm)	Power W [^] /nm	Lumens (ϕ /nm)
360	0	NR	490	289	NR	620	725	NR	750	17	NR	880	0	NR
365	0	NR	495	351	NR	625	673	NR	755	15	NR	885	0	NR
370	0	NR	500	414	NR	630	619	NR	760	13	NR	890	0	NR
375	0	NR	505	470	NR	635	562	NR	765	11	NR	895	0	NR
380	0	NR	510	513	NR	640	506	NR	770	9	NR	900	0	NR
385	0	NR	515	546	NR	645	452	NR	775	8	NR	905	0	NR
390	0	NR	520	571	NR	650	400	NR	780	7	NR	910	0	NR
395	1	NR	525	592	NR	655	352	NR	785	6	NR	915	0	NR
400	3	NR	530	606	NR	660	307	NR	790	5	NR	920	0	NR
405	6	NR	535	624	NR	665	267	NR	795	4	NR	925	0	NR
410	12	NR	540	642	NR	670	231	NR	800	4	NR	930	0	NR
415	22	NR	545	663	NR	675	199	NR	805	3	NR	935	0	NR
420	44	NR	550	686	NR	680	171	NR	810	3	NR	940	0	NR
425	83	NR	555	713	NR	685	146	NR	815	2	NR	945	0	NR
430	150	NR	560	745	NR	690	125	NR	820	2	NR	950	0	NR
435	267	NR	565	774	NR	695	106	NR	825	2	NR	955	0	NR
440	466	NR	570	806	NR	700	90	NR	830	1	NR	960	0	NR
445	804	NR	575	835	NR	705	76	NR	835	1	NR	965	0	NR
450	1000	NR	580	858	NR	710	65	NR	840	1	NR	970	0	NR
455	715	NR	585	875	NR	715	55	NR	845	1	NR	975	0	NR
460	492	NR	590	884	NR	720	47	NR	850	1	NR	980	0	NR
465	402	NR	595	880	NR	725	40	NR	855	1	NR	985	0	NR
470	288	NR	600	868	NR	730	34	NR	860	1	NR	990	0	NR
475	226	NR	605	844	NR	735	28	NR	865	1	NR	995	0	NR
480	227	NR	610	814	NR	740	24	NR	870	0	NR	1000	0	NR
485	248	NR	615	771	NR	745	20	NR	875	0	NR			

REPORT NUMBER: SP1-2407-157-8

Scotopic Flux vs. Wavelength



Scotopic Lumens: NR

S/P: 1.66

λ (nm)	Power W [^] /nm	Lumens (ϕ /nm)	λ (nm)	Power W [^] /nm	Lumens (ϕ /nm)	λ (nm)	Power W [^] /nm	Lumens (ϕ /nm)	λ (nm)	Power W [^] /nm	Lumens (ϕ /nm)	λ (nm)	Power W [^] /nm	Lumens (ϕ /nm)
360	0	NR	490	289	NR	620	725	NR	750	17	NR	880	0	NR
365	0	NR	495	351	NR	625	673	NR	755	15	NR	885	0	NR
370	0	NR	500	414	NR	630	619	NR	760	13	NR	890	0	NR
375	0	NR	505	470	NR	635	562	NR	765	11	NR	895	0	NR
380	0	NR	510	513	NR	640	506	NR	770	9	NR	900	0	NR
385	0	NR	515	546	NR	645	452	NR	775	8	NR	905	0	NR
390	0	NR	520	571	NR	650	400	NR	780	7	NR	910	0	NR
395	1	NR	525	592	NR	655	352	NR	785	6	NR	915	0	NR
400	3	NR	530	606	NR	660	307	NR	790	5	NR	920	0	NR
405	6	NR	535	624	NR	665	267	NR	795	4	NR	925	0	NR
410	12	NR	540	642	NR	670	231	NR	800	4	NR	930	0	NR
415	22	NR	545	663	NR	675	199	NR	805	3	NR	935	0	NR
420	44	NR	550	686	NR	680	171	NR	810	3	NR	940	0	NR
425	83	NR	555	713	NR	685	146	NR	815	2	NR	945	0	NR
430	150	NR	560	745	NR	690	125	NR	820	2	NR	950	0	NR
435	267	NR	565	774	NR	695	106	NR	825	2	NR	955	0	NR
440	466	NR	570	806	NR	700	90	NR	830	1	NR	960	0	NR
445	804	NR	575	835	NR	705	76	NR	835	1	NR	965	0	NR
450	1000	NR	580	858	NR	710	65	NR	840	1	NR	970	0	NR
455	715	NR	585	875	NR	715	55	NR	845	1	NR	975	0	NR
460	492	NR	590	884	NR	720	47	NR	850	1	NR	980	0	NR
465	402	NR	595	880	NR	725	40	NR	855	1	NR	985	0	NR
470	288	NR	600	868	NR	730	34	NR	860	1	NR	990	0	NR
475	226	NR	605	844	NR	735	28	NR	865	1	NR	995	0	NR
480	227	NR	610	814	NR	740	24	NR	870	0	NR	1000	0	NR
485	248	NR	615	771	NR	745	20	NR	875	0	NR			

REPORT NUMBER: SP1-2407-157-8

Melanopic Flux vs. Wavelength



Melanopic Lumens: NR

M/P: 3.37

λ (nm)	Power W [^] /nm	Lumens (φ/nm)	λ (nm)	Power W [^] /nm	Lumens (φ/nm)	λ (nm)	Power W [^] /nm	Lumens (φ/nm)	λ (nm)	Power W [^] /nm	Lumens (φ/nm)	λ (nm)	Power W [^] /nm	Lumens (φ/nm)
360	0	NR	490	289	NR	620	725	NR	750	17	NR	880	0	NR
365	0	NR	495	351	NR	625	673	NR	755	15	NR	885	0	NR
370	0	NR	500	414	NR	630	619	NR	760	13	NR	890	0	NR
375	0	NR	505	470	NR	635	562	NR	765	11	NR	895	0	NR
380	0	NR	510	513	NR	640	506	NR	770	9	NR	900	0	NR
385	0	NR	515	546	NR	645	452	NR	775	8	NR	905	0	NR
390	0	NR	520	571	NR	650	400	NR	780	7	NR	910	0	NR
395	1	NR	525	592	NR	655	352	NR	785	6	NR	915	0	NR
400	3	NR	530	606	NR	660	307	NR	790	5	NR	920	0	NR
405	6	NR	535	624	NR	665	267	NR	795	4	NR	925	0	NR
410	12	NR	540	642	NR	670	231	NR	800	4	NR	930	0	NR
415	22	NR	545	663	NR	675	199	NR	805	3	NR	935	0	NR
420	44	NR	550	686	NR	680	171	NR	810	3	NR	940	0	NR
425	83	NR	555	713	NR	685	146	NR	815	2	NR	945	0	NR
430	150	NR	560	745	NR	690	125	NR	820	2	NR	950	0	NR
435	267	NR	565	774	NR	695	106	NR	825	2	NR	955	0	NR
440	466	NR	570	806	NR	700	90	NR	830	1	NR	960	0	NR
445	804	NR	575	835	NR	705	76	NR	835	1	NR	965	0	NR
450	1000	NR	580	858	NR	710	65	NR	840	1	NR	970	0	NR
455	715	NR	585	875	NR	715	55	NR	845	1	NR	975	0	NR
460	492	NR	590	884	NR	720	47	NR	850	1	NR	980	0	NR
465	402	NR	595	880	NR	725	40	NR	855	1	NR	985	0	NR
470	288	NR	600	868	NR	730	34	NR	860	1	NR	990	0	NR
475	226	NR	605	844	NR	735	28	NR	865	1	NR	995	0	NR
480	227	NR	610	814	NR	740	24	NR	870	0	NR	1000	0	NR
485	248	NR	615	771	NR	745	20	NR	875	0	NR			

Summary

$R_f = 82.6$
 $R_g = 95.1$
 CIE $R_a = 80.6$
 $R_9 = -5.8$



Color Vector Graphics

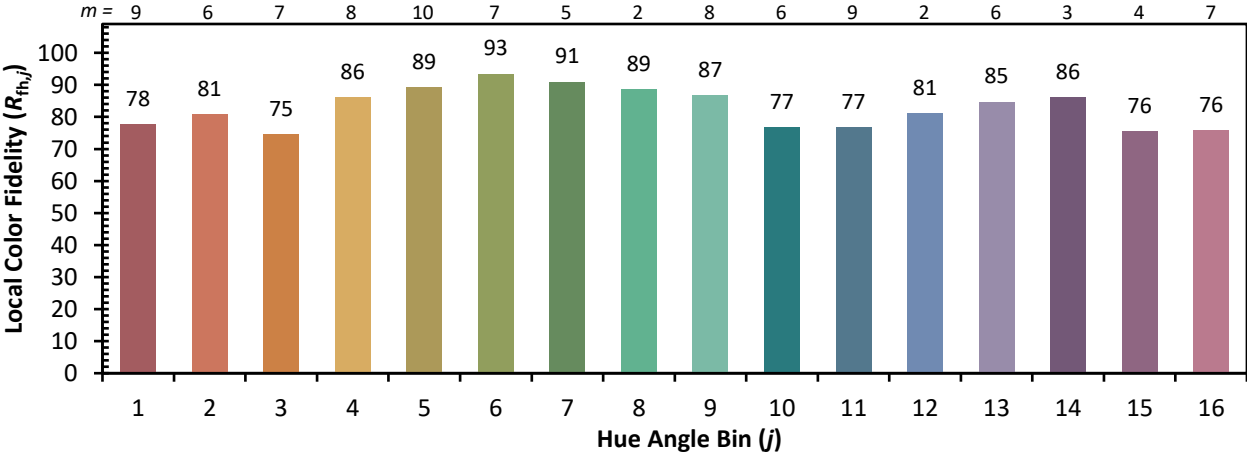


Individual Sample Fidelity Index ($R_{f,i}$)

CES01 = 85	CES26 = 79	CES51 = 94	CES76 = 72
CES02 = 61	CES27 = 93	CES52 = 94	CES77 = 82
CES03 = 31	CES28 = 90	CES53 = 88	CES78 = 71
CES04 = 69	CES29 = 83	CES54 = 89	CES79 = 91
CES05 = 48	CES30 = 95	CES55 = 88	CES80 = 88
CES06 = 50	CES31 = 86	CES56 = 84	CES81 = 80
CES07 = 40	CES32 = 78	CES57 = 84	CES82 = 95
CES08 = 39	CES33 = 90	CES58 = 84	CES83 = 95
CES09 = 29	CES34 = 85	CES59 = 90	CES84 = 90
CES10 = 74	CES35 = 92	CES60 = 91	CES85 = 78
CES11 = 57	CES36 = 85	CES61 = 87	CES86 = 73
CES12 = 63	CES37 = 91	CES62 = 87	CES87 = 83
CES13 = 42	CES38 = 95	CES63 = 84	CES88 = 86
CES14 = 74	CES39 = 98	CES64 = 78	CES89 = 76
CES15 = 71	CES40 = 94	CES65 = 75	CES90 = 87
CES16 = 46	CES41 = 98	CES66 = 75	CES91 = 72
CES17 = 49	CES42 = 92	CES67 = 73	CES92 = 62
CES18 = 56	CES43 = 88	CES68 = 77	CES93 = 78
CES19 = 71	CES44 = 99	CES69 = 82	CES94 = 60
CES20 = 65	CES45 = 93	CES70 = 72	CES95 = 70
CES21 = 86	CES46 = 90	CES71 = 67	CES96 = 82
CES22 = 78	CES47 = 95	CES72 = 89	CES97 = 90
CES23 = 91	CES48 = 84	CES73 = 65	CES98 = 84
CES24 = 90	CES49 = 89	CES74 = 93	CES99 = 73
CES25 = 71	CES50 = 94	CES75 = 69	



Color Rendition by Hue-Angle Bin



Measure Comparisons



(END OF REPORT)